

Informational Forum for Seniors and their Parents

Fall 2020



Meet the Counselors and Registrar



Mrs. Hayward
Counselor Alpha A-L



Mrs. Arizmendi
Counselor Alpha M-Z



Mrs. Niaves
DeBakey Registrar

Meet the College Advisor

HOUSTON INDEPENDENT SCHOOL DISTRICT

APPLYING TO COLLEGE?

CLASS OF 2021, I'LL HELP YOU WITH COLLEGE,
FINANCIAL AID, AND SCHOLARSHIP APPLICATIONS!



Empowering students.
Launching futures.



SIGN UP FOR TEXTS:
bit.ly/HISD2College

MR. DARNELL EDWARDS

Darnell.Edwards@houstonisd.org

(281) 895-3913

Hours: M-F, 10am-2pm

Book appointment: bit.ly/2ze0MoK

Where to Get Help:



- ▶ Transcripts and Volunteer Hours, Mrs. Niaves - Registrar
- ▶ College Information, FASFA & TASFA,
Mr. Edwards - College Success Advisor
- ▶ Counselors, Mrs. Hayward & Mrs. Arizmendy
- ▶ National Merit, AP EXAMS, AP Questions, Dean Shargey
- ▶ HISD Website for College Readiness, HUB and HISD EMAILS
 - ▶ College Updates/deadlines
 - ▶ Scholarship info
 - ▶ Upcoming events
- ▶ Naviance (Family Connection)

Diplomas

Congratulation Seniors for making it this far!!!!

Let's talk about graduation diploma types.

There are certain graduation requirements to receive a DeBakey Diploma.

If you do not reach those requirements, you could possibly receive a Houston ISD diploma.

(The DeBakey name will not be on this diploma)

In saying this, I want 100% of your class to get a DeBakey diploma. So stay focused on your grades all year long!!!! Also, make sure to get all 100 community service hours!!!!

You need 32 credits to graduate with a DeBakey high school diploma

▶ English	4
▶ Math	5
▶ Science	5
▶ Social Studies	4
▶ Foreign Language	3
▶ Fine Arts	1
▶ Physical Education	1
▶ Health Education	0
▶ Communication Apps.	0.5
▶ Health Science Tech.	6
▶ Other Electives	2.5

▶ **Total Credits: 32**

Looking towards Graduation

- **1st Semester** ---Work on your grades, applying to colleges, and get your volunteer hours.
- **2nd Semester**
 - ▶ It is important seniors work hard on your grades the second semester even if senioritis sets in. I have seen students give up second semester and not get a DeBakey diploma.
 - ▶ Fill out Diploma form-how your name will appear on the diploma. I will either hand it out or post it and let the seniors know.
 - ▶ Graduation Gown Order- Ms. Niaves will get forms submitted with your height and weight to order gowns. Paid for through Senior Dues.
 - ▶ Graduation Practice-usually the last day of school---dependent on the COVID situation
 - ▶ Graduation check out-will be given a check out list to be completed before caps and gowns will be given out.
 - ▶ Graduation will be announced towards the end of the school year by HISD. I do not have any dates, places, or times until HISD announces it. I will send out a notice once announced.

VOLUNTARY HOURS

This is Important Information!!!!

1. Every DeBakey student must have at least 100 community service to graduate with a DeBakey diploma. Remember, colleges look at the community service and how you give back to your community when choosing a candidate to accept into their school.
2. When hours served are not with an organization or club at DeBakey, you have three options for reporting hours:
 - a. Letter on letterhead from the location where you served giving the dates served, total hours, your name, and signed by the person responsible for you when you served.
 - b. Certificate from the organization with the dates served, total hours, your name, and signed by the person responsible for you when you served.
 - c. A DeBakey verification form with a business card attached from the person who signs the form for you.
3. If you receive a certificate for your service, make sure it has the above information as well as the physical address and phone number of the location. If it does not, please include a business card with the address and phone number of the location.
4. **Every person is responsible for his/her own hours** even when serving with a group or a club from DeBakey. Turn in your own community service hours using the following link <https://forms.gle/h2YuGjq77UHc7FWV8>
5. Make copies of all verification forms that you turn in for credit. Give the copies to Mrs. Niaves and keep the originals at home in a safe place.
6. It is a good idea to turn in verification forms at the end of each semester. **Don't wait until the yearly turn-in-date!!!!**
7. Please write your year of graduation at the top of every verification form that you submit.
8. If you have any question about what an acceptable type of service is, contact Ms. Niaves at snieves@houstonisd.org or in Room 123.
9. Talk with Ms. Niaves personally before you do community service outside the Houston Metropolitan area.
10. The first 75 hours must be done in Houston Metropolitan area. Give back to our community!!!!

Matriculation for the Class of 2020

University of Houston-60

Stephen F. Austin-2

Texas State University-2

University of Southern California-2

Houston Baptist University-3

Norte Dame-2

Penn State—1

Rice-2

Baylor-3

Texas A&M-12

University of Texas-Dallas -5

University of Texas-Austin-6

University of Texas-San Antonio-2

University of Texas-Arlington-2

University of Washington-2

Howard-2

Texas Southern University-3

Houston Community College-4

Lamar University-2

St. Thomas-6

University of Tyler-1

University of Clear Lake-1

Texas Tech-1

University of North Texas-1

Pomona University-1

Holy Cross-1

University of North Texas-1

Boston University-1

University of Chicago-1

Carleton-1

Tulane University-1

Texas Women University-1

University of Colorado-1

John Hopkins-1

University of California-1

St. Edwards-1

Brown University-1

Rensselaer-1

Loyola Maryland-1

Xavier-1

Drake University-1

Smith University-1

Hofstra University (New York)-1

Sam Houston-1

New York University-1

Fordham-1

Dillard-1

US Army-1

University of California San Diego-1

Case western-1

Louisiana State University-1

Scripps-1

Vanderbilt-1

University of Oklahoma-1

Colorado College-1

College Admissions

- ▶ Factors in College Admissions
 - ▶ Grades and academic rigor are most important
- ▶ College Selection
 - ▶ Use College Match on Naviance
 - ▶ Select a “stretch” school, a “safety” school & at least four “sure” fit schools
- ▶ Types of Early Applications
- ▶ Parts of the College Application

DEFINITIONS OF ADMISSION OPTIONS IN HIGHER EDUCATION

STUDENTS: WHICH COLLEGE ADMISSION PROCESS BEST SUITS YOU?

NONRESTRICTIVE APPLICATION PLANS

Regular Decision	Rolling Admission	Early Action (EA)
DEFINITION: Students submit an application by a specified date and receive a decision in a clearly stated period of time.	DEFINITION: Institutions review applications as they are submitted and render admission decisions throughout the admission cycle.	DEFINITION: Students apply early and receive a decision well in advance of the institution's regular response date.
COMMITMENT: NONBINDING	COMMITMENT: NONBINDING	COMMITMENT: NONBINDING

Students are not restricted from applying to other institutions and have until May 1 to consider their options and confirm enrollment.

RESTRICTIVE APPLICATION PLANS

Early Decision (ED)	Restrictive Early Action (REA)
DEFINITION: Students make a commitment to a first-choice institution where, if admitted, they definitely will enroll. The application deadline and decision deadline occur early.	DEFINITION: Students apply to an institution of preference and receive a decision early. They may be restricted from applying ED, EA, or REA to other institutions. If offered enrollment, they have until May 1 to confirm.
COMMITMENT: BINDING	COMMITMENT: NONBINDING

Students are responsible for determining and following restrictions.

Early Applications

- ▶ **Early Decision** - This is a binding process - You are signing a contract agreeing that if you are admitted to that school, you will attend. Deadlines: between mid-October and mid-November
- ▶ **Early Decision II** - Identical process to Early Decision, only the timeline is moved back. Deadlines are generally in January. This is also a binding process.
 - ▶ Benefits to ED: find out early whether you are accepted to your top choice, the school knows that this is your first choice, and you are applying within a smaller applicant pool
 - ▶ Drawbacks: Applicant pool is more competitive, you must have researched colleges thoroughly, You may not change your mind, 1st semester grades are not on transcript and most importantly you do not get to compare financial aid packages

You must notify your counselor of your intent to apply ED

Early Applications Continued:

- ▶ **Early Action** - Similar to ED—you apply early and get an early decision but it is not a binding process. You may apply to several colleges and still have until May 1st to make your final decision.
 - ▶ Benefits to EA: Get an early decision, qualify for merit based scholarships, and you are applying within a smaller applicant pool
 - ▶ Drawbacks: More competitive applicant pool, no first semester grades on transcript & you must have all of your testing completed by October
- ▶ **Rolling Admissions** - Applications are read in the order in which they are received. The earlier you apply the better your chances.

****Finish applying to ALL colleges by November 1st for best results.**

Parts of a College Application:

- ▶ Official Transcript
- ▶ Standardized Test Scores
- ▶ Application Form (Common Application or Apply Texas Form)
- ▶ Essays if required
- ▶ Application Fee (waivers are available on your College Board account)
- ▶ Secondary School Report
- ▶ Mid-Year Report
- ▶ Teacher Recommendation if required
- ▶ CSS (College Scholarship Service) Profile

The Application Process



Common App vs ApplyTexas

Students may be deciding on which application system to use to apply to college. Help students evaluate the characteristics of each application to determine which best fits their needs.



Colleges



Essays



Early Decision



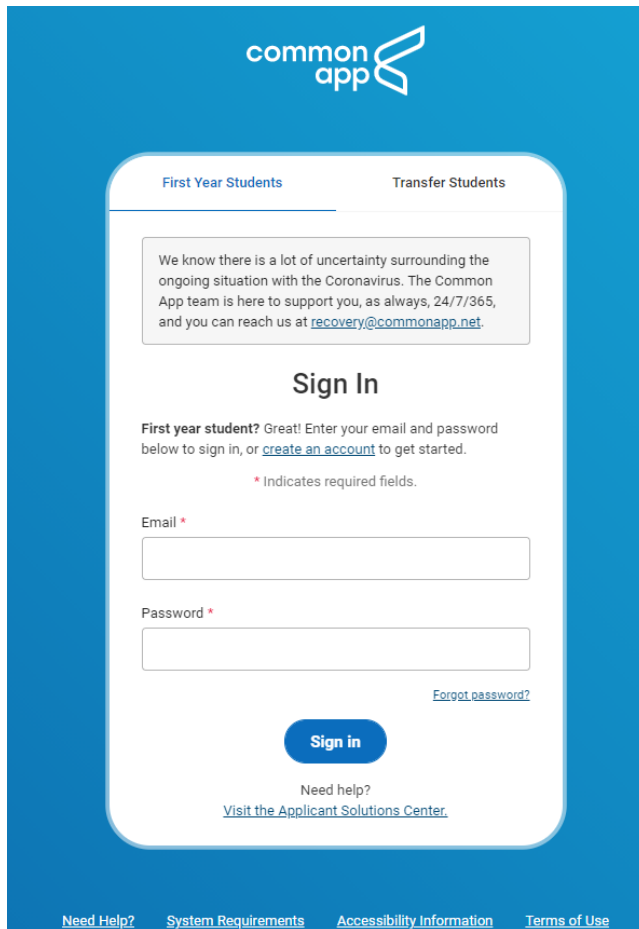
Waivers



Recommendations

Common App	ApplyTexas
Accepted by more than 750 colleges throughout the US	Accepted by over 130 colleges throughout Texas
Complete the personal essay once and send it to multiple colleges (writing supplements will not transfer)	Complete the essay once and upload it for each college (even when using the copy feature)
Submit an electronic Early Decision agreement	Submit the Early Decision agreement via mail
Electronic fee waiver submission available	Electronic fee waiver submission is unavailable*
Recommenders can submit their recommendations electronically	Recommenders can submit their recommendations via mail

Common Application



The image shows the 'Sign In' page for first-year students on the Common App website. The page has a blue header with the 'common app' logo. Below the logo, there are two tabs: 'First Year Students' (selected) and 'Transfer Students'. A message box states: 'We know there is a lot of uncertainty surrounding the ongoing situation with the Coronavirus. The Common App team is here to support you, as always, 24/7/365, and you can reach us at recovery@commonapp.net.' Below this is the 'Sign In' heading. A message says: 'First year student? Great! Enter your email and password below to sign in, or [create an account](#) to get started.' A note indicates '* Indicates required fields.' There are two input fields: 'Email *' and 'Password *'. A 'Forgot password?' link is next to the password field. A blue 'Sign in' button is at the bottom. At the very bottom, there are links for 'Need Help?', 'System Requirements', 'Accessibility Information', and 'Terms of Use'.

common app

First Year Students Transfer Students

We know there is a lot of uncertainty surrounding the ongoing situation with the Coronavirus. The Common App team is here to support you, as always, 24/7/365, and you can reach us at recovery@commonapp.net.

Sign In

First year student? Great! Enter your email and password below to sign in, or [create an account](#) to get started.

* Indicates required fields.

Email *

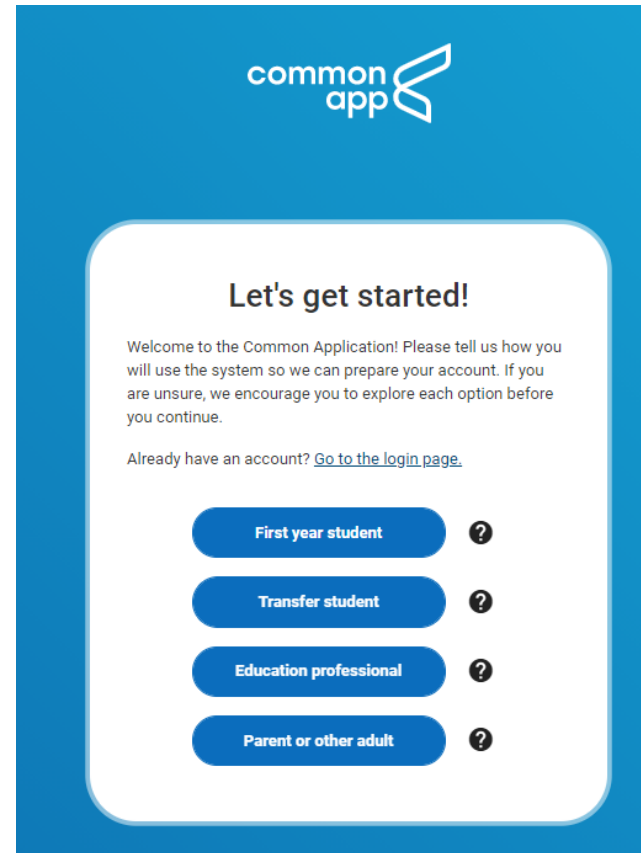
Password *

[Forgot password?](#)

Sign in

Need help?
[Visit the Applicant Solutions Center.](#)

[Need Help?](#) [System Requirements](#) [Accessibility Information](#) [Terms of Use](#)



The image shows the 'Let's get started!' page on the Common App website. It has a blue header with the 'common app' logo. The main heading is 'Let's get started!'. Below it, a message says: 'Welcome to the Common Application! Please tell us how you will use the system so we can prepare your account. If you are unsure, we encourage you to explore each option before you continue.' Another message asks: 'Already have an account? [Go to the login page.](#)' There are four blue buttons with white text and a question mark icon: 'First year student', 'Transfer student', 'Education professional', and 'Parent or other adult'.

common app

Let's get started!

Welcome to the Common Application! Please tell us how you will use the system so we can prepare your account. If you are unsure, we encourage you to explore each option before you continue.

Already have an account? [Go to the login page.](#)

First year student ?

Transfer student ?

Education professional ?

Parent or other adult ?

Use this URL to get detail on the steps to apply
<https://www.commonapp.org/apply/first-time-students>

Apply Texas Application



[About ApplyTexas](#) [Help](#) [Counselors & Administrators log in here »](#)

Explore. Apply. Repeat.

Research your options.

Admission information for every Texas public university and two-year school, plus many private colleges and universities.
[Begin your search »](#)

Apply online.

Complete and submit your admission and scholarship applications online.
[Get started now »](#)
[Preview the 2021-2022 applications »](#)
[Preview the 2020-2021 applications »](#)
[View the 2021-2022 essay prompts »](#)

Do it again.

No need to start from scratch. Copy a completed application and use it to apply to another school.
[Learn how »](#)

Essay prompts for U.S. Freshman and International Freshman applications for enrollment in Summer 2021, Fall 2021, and Spring 2022 have been posted and are unchanged from the previous application cycle. You may preview the [essay prompts here](#).

First time here? No problem.

[Get started »](#)

Already have an account?

[Log in now](#)

It's fast. It's easy.
It's free.

[Create your account now »](#)

username

password

[Problems logging in? Click here](#)

[Log in](#)

Last updated **June 22, 2020**
[Privacy](#) [Web Accessibility](#) [FAQ](#)



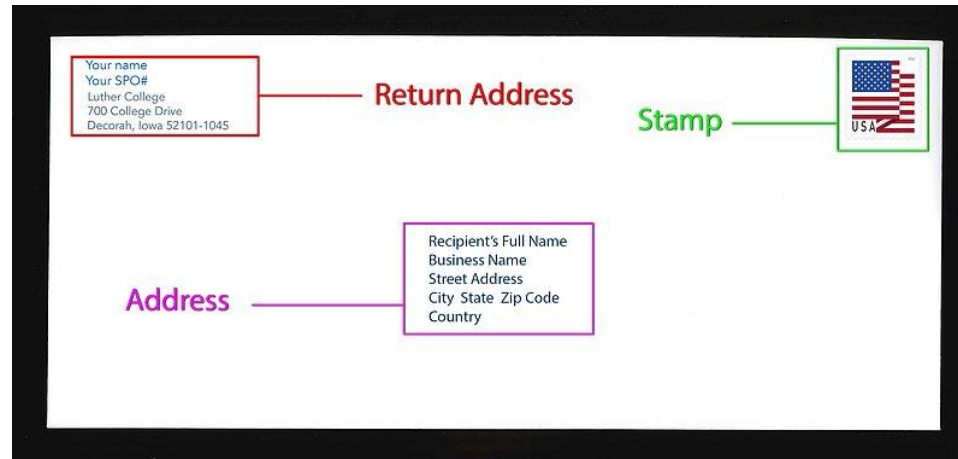
Transcripts

- The submission of transcripts should be done by using the google form link that is on the next slide.
- There are three ways of transcript submission: Common Apps, Apply Texas, and by Mail
- We recommend submitting as many through Common Apps as possible because the reliable submission.
- Some colleges have a portal that you can email your counselor or Ms. Niaves and we can send your transcript through the portal.
- If you need to mail your transcript, you need to please provide an envelope and a stamp with the envelopes addressed to the colleges you need them mailed to. You need to drop the envelopes by the school. Please put your name and ID on a piece of paper and stick inside the envelope. **DO NOT SEAL THE ENVELOPE!**

Addressing Envelopes

- https://sb169.k12.sd.us/envelope_instructions.pdf

One of the top problems that we see is that seniors do not know how to address an envelope. You need to first find the correct admission address. Second, look at the link above on the proper way to address an envelope. If you are still not sure ask Mrs. Niaves for help.



Transcript RANKING

- There are three different re rankings in high school. The first one was the summer before the junior year, the second is around Oct. or Nov. of your senior year, and the final ranking is in Jan. or Feb. before graduation.
- We will put the ranking on the transcript for submission to college automatically on the top 10% for the first semester. The rest of the students will leave it off unless request by the student. In the Jan. or Feb., during the last re ranking we are required to put the ranking on the transcript due to HISD is a ranking school. So my advice is to apply as early as possible, so the colleges look at your GPA before they see your ranking since DeBakey is a very rigorous curriculum. A person's GPA might be high, but their rank is mid way.
- Mrs. Niaves will send out your rankings as soon as I re rank.
- If you have any questions about ranking please call or email Mrs. Niaves, at sniaves@houstonisd.org or call the school.

Fee Waivers

- ▶ Please make sure to complete the forms on PowerSchool.
 - ▶ Go to the parent portal, find the tab on the left side that says forms, click on it, and there are eight different documents that you need to click on to complete. These forms are very important to our funding and helping your student with services that will guide them through a successful education. These funds will help with provide tutorial service for students, free and reduced lunches, and even scholarship offers for graduating seniors.

It is essential to get all forms complete by October 1.

- ▶ Student who meet the requirement of Low Socioeconomic level will qualify for FEE WAIVERS.

FASFA & TASFA

FASFA- Opens October 1, 2020

TASFA- Currently Open

Which financial aid application should students use?		
Student Residency Status	Free Application for Federal Student Aid (FAFSA)	Texas Application for State Financial Aid (TASFA)
US citizen	✓	
Permanent resident with an Alien Registration Card (I-551 visa)	✓	
Conditional permanent resident (I-551C visa)	✓	
Eligible noncitizen with an Arrival/Departure Record (I-94 visa)	✓	
None of the statuses above BUT Texas resident, eligible for in-state tuition		✓

<https://texasoncourse.org/whats-new/blog-understanding-tasfa-eligibility/>

Recommendations

- Do not wait until the last minute to submit your college application...Be proactive. The earlier the better!
- IT IS YOUR RESPONSIBILITY TO FOLLOW THROUGH AND MAKE SURE THE TRANSCRIPT HAVE BEEN SENT!
- The counselors and registrar must send multiple transcripts for each student. Do not wait until the last minute to give us notice to send transcripts.
- Please follow through with the colleges and make sure they received the transcripts. Sometimes we send the transcripts and they do not reach the correct person.
- Check your HISD emails on a daily basis.
- Check the Class of 2021 HUB page and chat for announcements and scholarship information.

Frequently Asked Questions



FAQs

- ▶ How do I do I ask for a recommendation letter? When should I ask?
 - ▶ Via Naviance: Click “Add Request” in Naviance to add recommenders & select from list.
 - ▶ Via Email. Inform your teachers and counselor.
 - ▶ Now. Please give Teachers and Counselors at least 10 school days to have completed your recommendation letters.
- ▶ Can teachers submit my recommendation letter through Naviance if I used APPLY TEXAS?
 - ▶ NO. Naviance only is compatible with COMMON APPLICATION
- ▶ What if I used APPLY TEXAS?
 - ▶ You can submit applications and recommendation letter by mail. Some TEXAS Schools have their own portal you may be able to submit both. You will need to contact the Admissions Office.
 - ▶ Email your request and provide a stamped envelope with the school address.
- ▶ When should have my applications completed?
 - ▶ All college applications must be completed and submitted later than November 1, 2020
- ▶ Do I have to report my RANK?
 - ▶ No, we will not include your RANK if you are not in the TOP TEN Percent for the initial transcript.
 - ▶ Yes, for the Mid-Year & Final Transcript your RANK will be added.

FAQs Continued

- ▶ Should “I waive my rights”?
 - ▶ Yes, Rights must be waived to match Naviance.
- ▶ Why can I not Match on Common Apps?
 - ▶ You email on Naviance has to match the one you use on Common Apps.
- ▶ How do I request a FEE WAIVER?
 - ▶ If you qualify you will need to request a FEE WAIVER on Common Application
 - ▶ For APPLY TEXAS School we will need to fill out a fee waiver for you and mail it or email it depending on the Admissions Office preference.
- ▶ Should I be worried if I haven't taken the SAT or ACT or can't submit a score before applying?
 - ▶ No, many Colleges and Universities nationwide are going test-optional. You should consult an admissions counselor or admissions website to determine the schools test-optional policy.
- ▶ How many colleges should I apply to?
 - ▶ There is no absolute answer to this question. It is recommended that you have a balanced list of reach, match and safety schools. Shoot for between 4-10, but no more than 15 schools.
- ▶ What should I write about in my college essay/personal statement?
 - ▶ Write about something that is meaningful to you. Your topic should highlight your personality, character and passion. Talk about challenges and lessons learned. Most of all, be yourself and have fun.